

## TILA Beads instruction Vol.1 hematite-line necklace

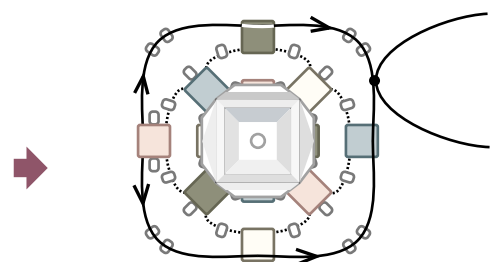
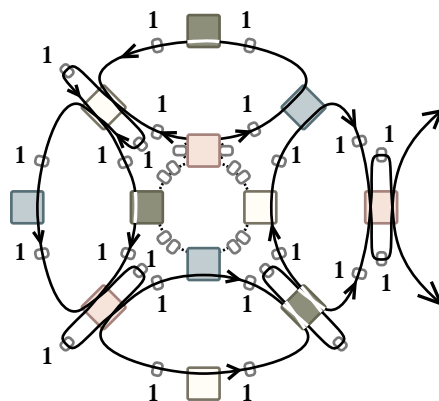
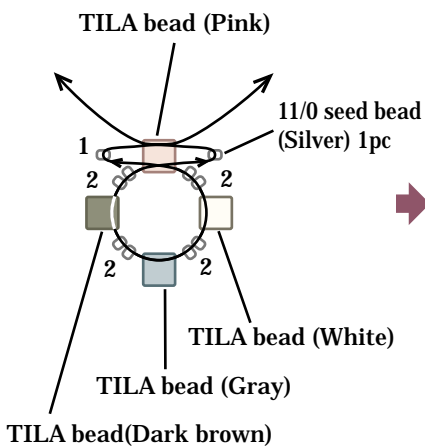


Finished size...About 95cm

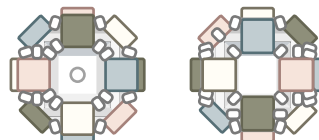
Tools...Scissors · Ruler · Pliere

1) Use three 60cm lengths of nylon thread to make the beaded balls. Weave 11/0 seed beads and TILA beads as in the picture until you reach the bead ( ), and then slide the plexi cut bead (clear color) and weave the beads until the end. Pull thread ends tight, then knot twice. Pass the excess thread ends through 2 or 3 beads, then cut off.

= Beginning (Center of thread)



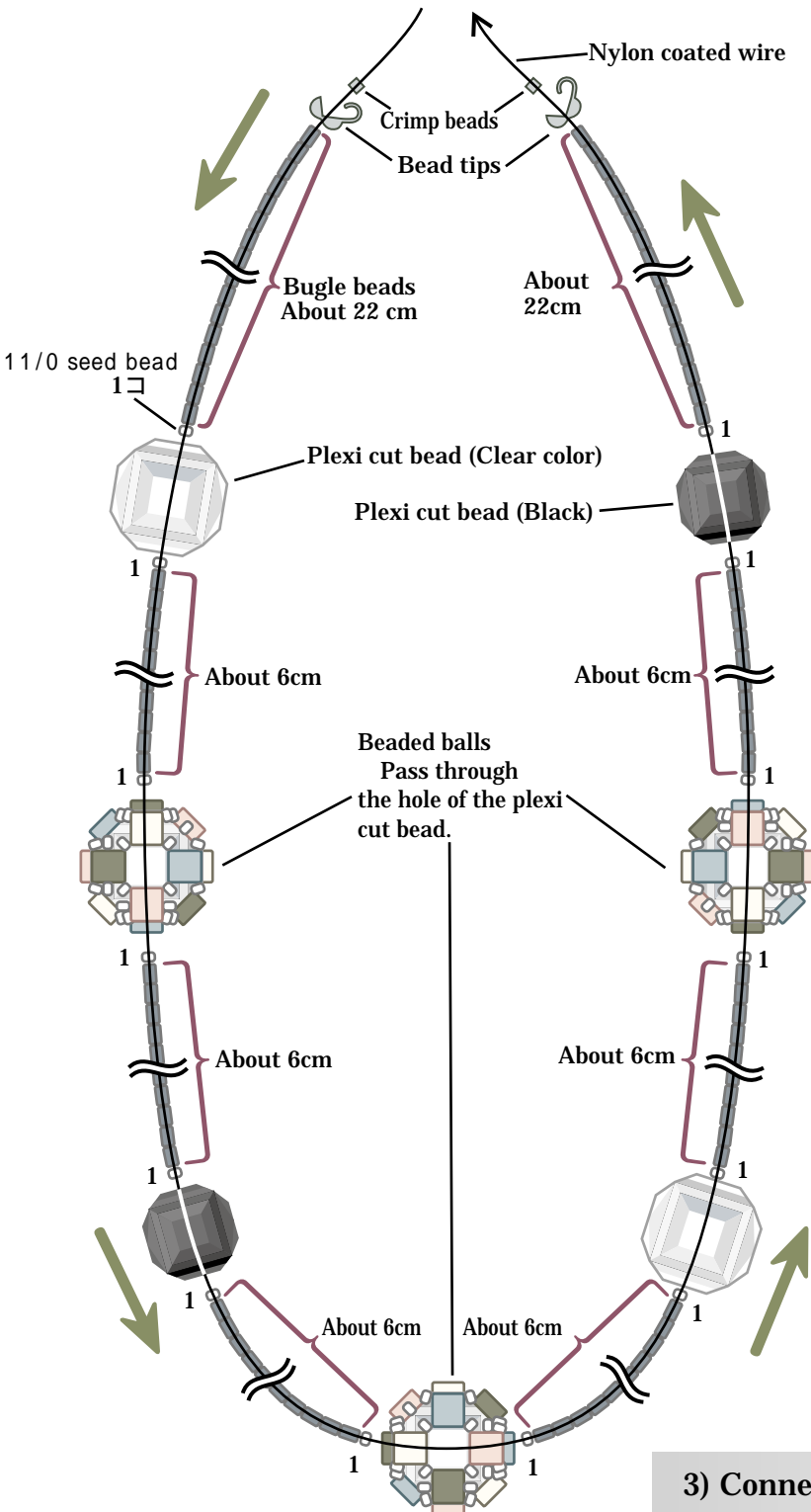
《End of the work》 《Front view》



Beaded ball is complete.  
 Make three beaded balls.

## TILA Beads instruction Vol.1 hematite-line necklace

2) Cut nylon coated wire 140cm long. Then string bugle beads, 11/0 seed beads, pexi cut beads, the beaded ball from 1), bead tips and crimp beads to assemble the necklace.



3) Connect the findings and beadtips to finish the accessory.

